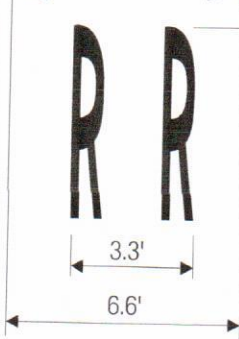




Railroad Crossing Symbol

Highway-rail grade crossing
alternative (narrow) pavement markings



16'

20'

60'

1.6'

23'

24"

